


WyoLotto FY2026 Q3 Board Report



Corporate Responsibility

WyoLotto ultimately exists to be another revenue stream for the state of Wyoming while bringing fun, low-cost entertainment options to our residents. We take our mission seriously and are always looking for ways to give back to the state.




Transfer Update for Q3

- Quarterly Transfers to Wyoming
 - Q3 Fiscal Year 2026: \$637,101.50
 - Total Since Launch: \$46,246,028.15



Problem Gambling


- In collaboration with the Wyoming Department of Health, formed the Wyoming Responsible Gambling Coalition to raise awareness of responsible gambling
- Single transactions are capped at \$125 and products are not available 24/7
- The Problem Gambling Hotline is posted on every ticket, listed on play slips, and on our website
- Problem Gambling brochures are located wherever Lottery tickets are sold
- Continued education regarding Problem and Responsible Gambling is a priority
- Achieved Responsible Gambling Verification Planning Level from NASPL and NCPG in early 2024



Game Security

Leadership in game security and integrity

- With each game release and subsequent upgrades, the central game system and Random Number Generator (RNG) are tested
- With each batch release, the Statement of Work (SOW) is thoroughly reviewed for accuracy and release outcomes are verified
- In advance of all system changes, game risks are proactively documented, assessed and analyzed
- Lottery's Internal Control System (ICS) provides its players with a sense of security, knowing the central gaming system is operating at the highest degree of integrity
- Continued work with Department of Family Services (DFS) to collect back child support owed by a player from prize payments



Financials

Update on FY2026 Q3
Financials



Financial Update

Balance Sheet

As of March 31, 2026

Wyoming Lottery Corp
Balance Sheet
Previous Year Comparison
 As of March 31, 2026

ASSETS	Mar 31, 26	Mar 31, 25	\$ Change
Current Assets			
Checking/Savings			
Operating Checking/Savings Accounts	3,356,711.20	3,397,054.94	(40,343.74)
Prize Fund Checking/Savings Account	1,616,842.69	602,984.72	1,013,857.97
Prize Account Petty Cash (Till)	903.24	883.24	20.00
Restricted Cash			
Unclaimed Prizes	1,441,364.34	746,531.71	694,832.63
Responsible Gambling Funds	158,937.70	45,138.98	113,798.72
Fidelity Fund	101,516.56	94,650.43	6,866.13
Total Checking/Savings	<u>6,676,275.73</u>	<u>4,887,244.02</u>	<u>1,789,031.71</u>
Other Current Assets			
Prepaid Expenses	12,317.24	20,551.24	(8,234.00)
Retail Accounts Receivable	586,536.53	456,934.60	129,601.93
Other Receivables	0.00	0.00	0.00
Lease Receivable-Current	47,305.00	67,562.00	(20,257.00)
Total Other Current Assets	<u>646,158.77</u>	<u>545,047.84</u>	<u>101,110.93</u>
Total Current Assets	<u>7,322,434.50</u>	<u>5,432,291.86</u>	<u>1,890,142.64</u>
Noncurrent Assets			
Land	611,503.52	611,503.52	0.00
Capital Assets, Net	3,180,362.62	2,300,213.15	880,149.47
Capital Assets, Trademarks	51,200.00	51,200.00	0.00
Construction/Building In Progress	0.00	327,586.96	(327,586.96)
Deposits - Building	0.00	7,500.00	(7,500.00)
Right To Use Lease/Subsription Assets	326,152.00	415,756.00	(89,604.00)
Lease Receivables-Long Term	0.00	531,738.00	(531,738.00)
Total Noncurrent Assets	<u>4,169,218.14</u>	<u>4,245,497.63</u>	<u>(76,279.49)</u>
Deferred Outflows of Resources			
Pension Related Outflows	135,695.72	112,702.72	22,993.00
TOTAL ASSETS	<u>11,627,348.36</u>	<u>9,790,492.21</u>	<u>1,836,856.15</u>

LIABILITIES & EQUITY

Liabilities

Current Liabilities

Accounts Payable	311,149.62	404,044.67	(92,895.05)
Jonah Bank Credit Card	11,474.18	16,162.94	(4,688.76)
State of Wyoming Transfer Payable	637,101.50	610,562.34	26,539.16
Unearned Revenue (net)	368,939.00	255,562.00	113,377.00
Prizes Payable	2,368,979.67	837,825.50	1,531,154.17
Federal Gambling Withholding	-2,623.20	0.00	(2,623.20)
Payroll Liabilities	45,126.93	65,304.53	(20,177.60)
Total Current Liabilities	<u>3,740,147.70</u>	<u>2,189,461.98</u>	<u>1,550,685.72</u>



Financial Update

Balance Sheet, Continued

As of March 31, 2026

Wyoming Lottery Corp Balance Sheet Previous Year Comparison As of March 31, 2026

	<u>Mar 31, 26</u>	<u>Mar 31, 25</u>	<u>\$ Change</u>
Noncurrent Liabilities			
Lease Liabilities - Copiers	24,754.10	38,630.43	(13,876.33)
Lease Liabilities - Building	8,819.00	109,447.00	(100,628.00)
Lease Liabilities - SBITA	292,313.00	270,595.00	21,718.00
Def Inflow - Lease Receivable	38,772.00	598,543.00	(559,771.00)
Net Pension Liability	1,007,390.09	1,075,478.09	(68,088.00)
Pension Related Inflows	136,295.59	55,034.59	81,261.00
Total Noncurrent Liabilities	<u>1,508,343.78</u>	<u>2,147,728.11</u>	<u>(639,384.33)</u>
Total Liabilities	5,248,491.48	4,337,190.09	911,301.39
Equity			
Retained Earnings	5,430,553.79	5,395,539.45	35,014.34
Net Income	948,303.09	57,762.67	890,540.42
TOTAL LIABILITIES & EQUITY	<u>11,627,348.36</u>	<u>9,790,492.21</u>	<u>1,836,856.15</u>

Financial Update

Q3 Profit & Loss

January 2026- March 2025



Wyoming Lottery Corp Profit Loss January 2026 through March 2026

Operating Income/Expense	Jan - Mar 26	Jan - Mar 25	\$ Change
Income			
Income / Revenues			
Mega Millions Sales (net)	1,598,179.60	1,148,711.70	449,467.90
Power Ball Sales (net)	1,860,744.00	1,786,532.22	74,211.78
Cowboy Draw Sales (net)	1,662,760.73	1,747,576.60	-84,815.87
Lucky For Life Sales (net)	364,220.00	619,391.44	-255,171.44
2by2 Sales (net)	240,806.00	239,073.00	1,733.00
Keno Sales	945,206.00	1,032,382.00	-87,176.00
Millionaire for Life (net)	529,055.00	0.00	529,055.00
Total Income / Revenues	7,200,971.33	6,573,666.96	627,304.37
Other Revenues			
Application Fees (Fidelity-Res)	500.00	200.00	300.00
Rental Income	10,769.00	24,000.00	-13,231.00
Other Revenues	138.69	134,634.59	-134,495.90
Total - Other Revenues	11,407.69	158,834.59	-147,426.90
Total Income	7,212,379.02	6,732,501.55	479,877.47
Cost of Goods Sold			
Direct Gaming Costs			
Prize Expense			
Megamillions	756,660.39	536,105.50	220,554.89
Powerball	690,122.57	833,153.08	-143,030.51
Cowboy Draw	932,165.81	1,208,865.67	-276,699.86
Lucky For Life	209,530.97	339,282.57	-129,751.60
2by2	121,329.17	125,043.69	-3,714.52
Keno	631,485.00	656,679.00	-25,194.00
Millionaire for Life	280,967.50	0.00	280,967.50
Total Direct Gaming Costs / Prize Expense	3,622,261.41	3,699,129.51	-76,868.10
Gaming Expenses			
Gaming Retail Commissions	436,685.00	408,727.68	27,957.32
Gaming Retail Validation Bonus	17,252.26	15,671.71	1,580.55
Vendor Expense - (Intralot)	821,125.42	765,717.08	55,408.34
Total Gaming Expenses	1,275,062.68	1,190,116.47	84,946.21
Total COGS	4,897,324.09	4,889,245.98	8,078.11
Gross Profit	2,315,054.93	1,843,255.57	471,799.36
Expense			
Operating Expenses			
Bank Fee	0.00	0.00	0.00
Board Expenses	1,959.13	4,054.20	-2,095.07
Employee Recruitment & Relocate	621.00	6,124.00	-5,503.00
Insurance	5,785.00	1,857.86	3,927.14
Membership Dues	1,500.00	3,503.39	-2,003.39
Responsible Gambling Program	36,890.10	98,543.36	-61,653.26
Accounting / Audit Fees	16,100.00	0.00	16,100.00
Legal Fees	29,737.26	13,997.50	15,739.76
Marketing	310,951.20	272,771.16	38,180.04
Keno / Marketing Expenses	0.00	54.80	-54.80
MM Game Change/Development	0.00	188,163.32	-188,163.32

Financial Update

Q3 Profit & Loss, Continued

January 2026- March 2026

Wyoming Lottery Corp

Profit Loss

January 2026 through March 2026

Operating Income/Expense	Jan - Mar 26	Jan - Mar 25	\$ Change
New Game Developmnet KTD all games	14,910.00	0.00	14,910.00
M4L New Game Development	206,271.50	0.00	206,271.50
Pistol Picks New Game Development	300,249.96	0.00	300,249.96
Outside Contract Services (IT)	46,946.10	43,897.29	3,048.81
Vendor Background Services	0.00	349.00	-349.00
Payroll Services	2,605.00	2,205.00	400.00
Retail Investigation	2,695.95	2,250.00	445.95
Facilities & Equipment	166,000.64	99,801.45	66,199.19
Communications	3,280.56	4,208.30	-927.74
Office Costs	6,455.12	5,446.86	1,008.26
Outside Services	21,000.00	24,637.54	-3,637.54
Petty Cash Over/Short	-5.00	0.00	-5.00
Other	11,070.00	511.71	10,558.29
Retailer Special Incentive	500.00	2,000.00	-1,500.00
Rent & Janitorial	9,210.00	28,747.80	-19,537.80
Ticket Problem Expense	0.00	0.00	0.00
Salaries, Wages & Benefits	419,785.01	406,915.55	12,869.46
Travel	27,283.15	3,458.96	23,824.19
EE Uniforms	-3,182.75	0.00	-3,182.75
Pension Expense	0.00	0.00	0.00
Total Operating Expenses	1,638,618.93	1,213,499.05	425,119.88
Net Operating Income	676,436.00	629,756.52	46,679.48
Other Income			
Interest Income	38,096.25	25,013.38	13,082.87
Gain/Loss on Sale of Assets	0.00	0.00	0.00
Total Other Income	38,096.25	25,013.38	13,082.87
Other Expenses			
Interest Expense	0.00	537.93	-537.93
Total Other Expense	0.00	537.93	-537.93
Net Income Before State Transfer	714,532.25	654,231.97	60,300.28
State of Wyoming Transfers	637,101.50	610,562.34	26,539.16
Net Income	77,430.75	43,669.63	33,761.12
State Transfer % of Net Income	89.16%	93.33%	-4.16%



Financial Update

YTD Profit & Loss

July 2025 - March 2026



Wyoming Lottery Corp Profit Loss July 2025 through March 2026

Operating Income/Expense	July 25 - Mar 26	July 24 - Mar 25	\$ Change
Income			
Income / Revenues			
Mega Millions Sales (net)	5,832,987.90	5,609,983.62	223,004.28
Power Ball Sales (net)	12,903,638.18	5,999,424.34	7,504,213.84
Cowboy Draw Sales (net)	9,097,920.30	5,348,921.90	3,748,998.40
Lucky For Life Sales (net)	1,738,142.24	1,914,037.68	-175,895.44
2by2 Sales (net)	759,749.12	744,918.00	14,831.12
Keno Sales	2,903,262.40	3,374,992.10	-471,729.70
Millionaire For Life Sales (net)	529,055.00	0.00	529,055.00
Total Income / Revenues	33,764,755.14	22,392,277.64	11,372,477.50
Other Revenues			
Application Fees (Fidelity-Res)	1,500.00	2,000.00	-500.00
Rental Income	58,769.00	84,433.55	-25,664.55
Other Revenues	534.25	142,844.36	-142,310.11
Total - Other Revenues	60,803.25	229,277.91	-168,474.66
Total Income	33,825,558.39	22,621,555.55	11,204,002.84
Cost of Goods Sold			
Direct Gaming Costs			
Prize Expense			
Megamillions	2,802,275.00	2,690,550.53	111,724.47
Powerball	6,321,132.09	2,505,425.58	3,815,706.51
Cowboy Draw	5,776,686.67	3,822,520.50	1,954,166.17
Lucky For Life	1,009,999.51	1,095,434.30	-85,434.79
2by2	394,514.15	389,786.73	4,727.42
Keno	1,937,167.00	2,188,775.00	-251,608.00
Millionaire For Life	280,967.50	0.00	280,967.50
Total Direct Gaming Costs / Prize Expense	18,522,741.92	12,692,492.64	5,830,249.28
Gaming Expenses			
Gaming Retail Commissions	2,207,500.74	1,381,276.38	826,224.36
Gaming Retail Validation Bonus	65,367.66	49,689.02	15,678.64
Vendor Expense - (Intralot)	3,913,030.79	2,607,146.91	1,305,883.88
Total Gaming Expenses	6,185,899.19	4,038,112.31	2,147,786.88
Total COGS	24,708,641.11	16,730,604.95	7,978,036.16
Gross Profit	9,116,917.28	5,890,950.60	3,225,966.68
Expense			
Operating Expenses			
Bank Fee	50.00	50.00	0.00
Board Expenses	17,066.62	13,461.51	3,625.31
Employee Recruitment & Relocate	15,931.40	11,069.60	4,861.80
Insurance	17,688.82	18,152.94	-464.12
Membership Dues	31,456.94	29,842.14	1,614.80
Responsible Gambling Program	75,980.87	105,147.67	-29,166.80
Accounting / Audit Fees	52,300.00	59,600.00	-7,300.00
Legal Fees	81,585.49	64,978.90	16,606.59
Marketing	1,106,770.60	984,141.63	122,628.97
Keno / Marketing Expenses	0.00	12,602.75	-12,602.75
MM Game Change/Development	0.00	475,973.02	-475,973.02

Financial Update

YTD Profit & Loss Continued

July 2025 - March 2026



Wyoming Lottery Corp

Profit Loss

July 2025 through March 2026

Operating Income/Expense	July 25 - Mar 26	July 24 - Mar 25	\$ Change
New Game Developmnet KTD all games	50,949.50	0.00	50,949.50
M4L New Game Development	532,876.50	0.00	532,876.50
Pistol Picks New Game Development	300,249.96	0.00	300,249.96
Outside Contract Services (IT)	160,695.57	137,151.71	23,543.86
Vendor Background Services	1,265.00	710.00	555.00
Payroll Services	7,240.00	6,021.00	1,219.00
Retail Investigation	6,511.85	7,131.99	-620.14
Facilities & Equipment	327,729.63	318,497.43	9,232.20
Communications	10,466.35	10,552.49	-86.14
Office Costs	24,512.79	19,392.72	5,120.07
Outside Services	66,081.28	70,978.20	-4,896.92
Petty Cash Over/Short	-12.00	-16.50	4.50
Other	26,405.77	636.21	25,769.56
Retailer Special Incentive	5,500.00	6,000.00	-500.00
Rent & Janitorial	30,657.14	85,891.76	-55,234.62
Ticket Problem Expense	0.00	0.00	0.00
Salaries, Wages & Benefits	1,268,589.03	1,205,023.38	63,565.65
Travel	53,130.55	55,845.10	-2,714.55
EE Uniforms	4,611.42	318.69	4,292.73
Pension Expense	0.00	0.00	0.00
Total Operating Expenses	4,276,311.28	3,699,154.34	577,156.94
Net Operating Income	4,840,606.00	2,191,796.26	2,648,809.74
Other Income			
Interest Income	106,753.44	82,040.21	24,713.23
Gain/Loss on Sale of Assets	-7,845.56	0.00	-7,845.56
Total Other Income	98,907.88	82,040.21	16,867.67
Other Expenses			
Interest Expense	148.86	1,774.70	-1,625.84
Total Other Expense	148.86	1,774.70	-1,625.84
Net Income Before State Transfer	4,939,365.02	2,272,061.77	2,667,303.25
State of Wyoming Transfers	3,991,061.93	2,214,299.10	1,776,762.83
Net Income	948,303.09	57,762.67	890,540.42
State Transfer % of Net Income	80.80%	97.46%	-16.66%

Financial Update

Q3 Profit & Loss Budget Vs. Actual

January 2026 - March 2026

Wyoming Lottery Corp Profit & Loss Budget vs. Actual January 2026 through March 2026

	FY 26 QTR 3			
	TOTAL			
	Jan 26-Mar 26	Budget	- Favorable	% of Budget
Ordinary Income/Expense				
Total 40000 - Income / Revenues	7,200,971.33	6,669,000.00	531,971.33	107.98%
Total 48000 - Other Revenues	11,407.69	0.00	11,407.69	100.0%
Total Income	7,212,379.02	6,669,000.00	543,379.02	108.15%
Cost of Goods Sold				
Total 50000 - A Direct Gaming Costs	3,622,261.41	3,902,600.00	-280,338.59	92.82%
Total 51000 - B Gaming Expenses	1,275,062.68	1,203,087.60	71,975.08	105.98%
Total COGS	4,897,324.09	5,105,687.60	-208,363.51	95.92%
Gross Profit	2,315,054.93	1,563,312.40	751,742.53	148.09%
	Jan 26-Mar 26	Budget	+ Favorable	% of Budget
Expense				
Total 60000 - Business Expenses	46,755.23	7,975.00	38,780.23	586.27%*
Total 61000 - Contract Services	930,466.97	931,315.98	-849.01	99.91%**
Total 62000 - Facilities and Equipment	166,000.64	107,129.00	58,871.64	154.95%***
Total 63000 - Operations	51,510.68	36,730.00	14,780.68	140.24%****
Total 64000 - Personnel Salaries, Benefits & Travel	443,885.41	458,401.00	-14,515.59	96.83%*****
Total Expense	1,638,618.93	1,541,550.98	97,067.95	106.3%
Net Ordinary Income	676,436.00	21,761.42	654,674.58	3,108.42%
Other Income/Expense				
70000 - Interest Income	38,096.25	22,500.00	15,596.25	169.32%
81000 - Interest Expense	0.00	750.00	-750.00	0.0%
82000 - Loss on Disposal of Assets	0.00	0.00	0.00	0.0%
Total Other Expense	0.00	750.00	-750.00	0.0%
Net Other Income	38,096.25	21,750.00	16,346.25	175.16%
	Jan 26-Mar 26	Budget	- Favorable	% of Budget
Net Income before Transfers to State of Wyoming	714,532.26	43,511.42	671,020.83	1,642.17%
Transfers to State of Wyoming	637,101.50			
Net Income	77,430.76			

* Under \$4,300 Board Expenses; Over \$5,000 Insurance;
Includes RG Non-Operating Expenses of \$36,890 (Reimbursed from RG Fund)

** Over \$9,000 Legal; Under \$6,000 Marketing; Over \$28,000 New Games; Under \$30,000 IT

*** Over \$50,000 Depreciation/Repairs; Over \$4,000 IT Equipment; Over \$4,000 Monthly Bldg Exp

**** Over \$9,000 Other; Over \$6,000 Rent

***** Over \$2,000 Benefits; Under \$16,000 Comp & Taxes; Over \$8,000 Travel; Under \$6,000 Uniforms

Financial Update

YTD Profit & Loss Budget Vs. Actual

July 2025 - March 2026

Wyoming Lottery Corp Profit & Loss Budget vs. Actual July 2025 through March 2026

	FY 26 QTR 3			
	TOTAL			
	Jul 25-Mar 26	Budget	- Favorable	% of Budget
Ordinary Income/Expense				
Total 40000 · Income / Revenues	33,764,755.14	20,006,994.00	13,757,761.14	168.77%
Total 48000 · Other Revenues	60,803.25	0.00	60,803.25	100.0%
Total Income	33,825,558.39	20,006,994.00	13,818,564.39	169.07%
Cost of Goods Sold				
Total 50000 · A Direct Gaming Costs	18,522,741.82	11,707,799.96	6,814,941.96	158.21%
Total 61000 · B Gaming Expenses	6,185,899.19	3,609,262.80	2,576,636.39	171.39%
Total COGS	24,708,641.11	15,317,062.76	9,391,578.35	161.31%
Gross Profit	9,116,917.28	4,689,931.24	4,426,986.04	194.39%
	Jul 25-Mar 26	Budget	+ Favorable	% of Budget
Expense				
Total 60000 · Business Expenses	158,194.85	177,835.00	-19,640.15	88.96%*
Total 61000 · Contract Services	2,300,444.47	2,542,546.00	-242,101.53	90.48%***
Total 62000 · Facilities and Equipment	327,729.63	389,487.00	-61,757.37	84.14%****
Total 63000 · Operations	163,611.33	139,925.00	23,686.33	116.93%*****
Total 64000 · Personnel Salaries, Benefits & Travel	1,326,331.00	1,460,741.00	-134,410.00	90.8%*****
Total Expense	4,276,311.28	4,710,534.00	-434,222.72	90.78%
Net Ordinary Income	4,840,606.00	-20,602.76	4,861,208.76	-23,494.94%
Other Income/Expense				
70000 · Interest Income	106,753.44	67,500.00	39,253.44	158.15%
81000 · Interest Expense	148.86	2,250.00	-2,101.14	6.62%
82000 · Loss on Disposal of Assets	7,845.56	0.00	7,845.56	100.0%
Total Other Expense	7,994.42	2,250.00	5,744.42	355.31%
Net Other Income	98,759.02	65,250.00	33,509.02	151.36%
	Jul 25-Mar 26	Budget	- Favorable	% of Budget
Net Income before Transfers to State of Wyoming	4,939,365.02	44,647.24	4,894,717.78	11,063.09%
Transfers to State of Wyoming	3,991,061.83			
Net Income	948,303.09			

* Over \$11,500 EE Recruitment; Under \$8,000 Insurance; Under Dues \$92,000; Under Board Exp \$7,000
Includes RG Non-Operating Expenses of \$75,000 (Reimbursed from RG Fund)

** Under \$11,000 Acct; Over \$18,000 Legal; Under \$72,000 Mktg; Under \$41,000 KTD Change;
Under \$55,000 New Games; Under \$73,000 IT; Under \$6,000 Retail Investigations

*** Over \$10,000 Depreciation/Repairs; Under \$45,000 IT Equipment; Under \$30,000 Monthly Bldg Exp

**** Over \$23,500 Other Expenses

***** Under \$16,000 Benefits; Under \$78,000 Comp & Taxes; Under \$36,000 Travel

Financial Update

YTD Profit & Loss Responsible Gambling

Budget vs. Actual

July 2025 - March 2026

Wyoming Lottery Corp
Profit & Loss Responsible Gambling Budget vs. Actual
July 2025 through March 2026

	FY 26 QTR 3 YTD		
	TOTAL		
	July - March 26	FY26 Budget	Available
Responsible Gambling Expenses			
Tracker Study Follow Up Research	0.00	0.00	0.00
UW Survey	28,669.11	0.00	-28,669.11
Strategic Plan 2019	0.00	0.00	0.00
Brochure Reprints	0.00	0.00	0.00
Media Planning & Buying		0.00	0.00
Responsible Gambling Travel/Conferences as Needed	7,921.66	20,000.00	12,078.34
Fremont County Service Research	0.00	0.00	0.00
Dues & Sponsorships	2,500.00	2,500.00	0.00
Allocation To Be Determined		212,418.57	212,418.57
Total Responsible Gambling Expenses	75,980.87	234,918.57	158,937.70

Responsible Gambling Balance

4/30/18 Responsible Gambling Balance	64.06
5/1/18 Unclaimed Prize Funding	200,000.00
FY18 Expenses	-25,869.63
FY 19 Expenses	-109,165.65
FY 20 Expenses	-2,188.00
FY 21 Expenses	-7,188.00
FY 22 Expenses	-48,311.80
7/29/22 Unclaimed Prize Funding	200,000.00
FY 23 Expenses	-19,288.00
FY 24 Expenses	-37,766.33
FY 25 Expenses	-115,368.08
7/01/25 Unclaimed Prize Funding	200,000.00
FY 26 Expenses	-75,980.87
3/31/25 Responsible Gambling Balance	158,937.70


Unclaimed Prize Fund Balance as of 3/31/2026

\$1,441,364.34



Sales

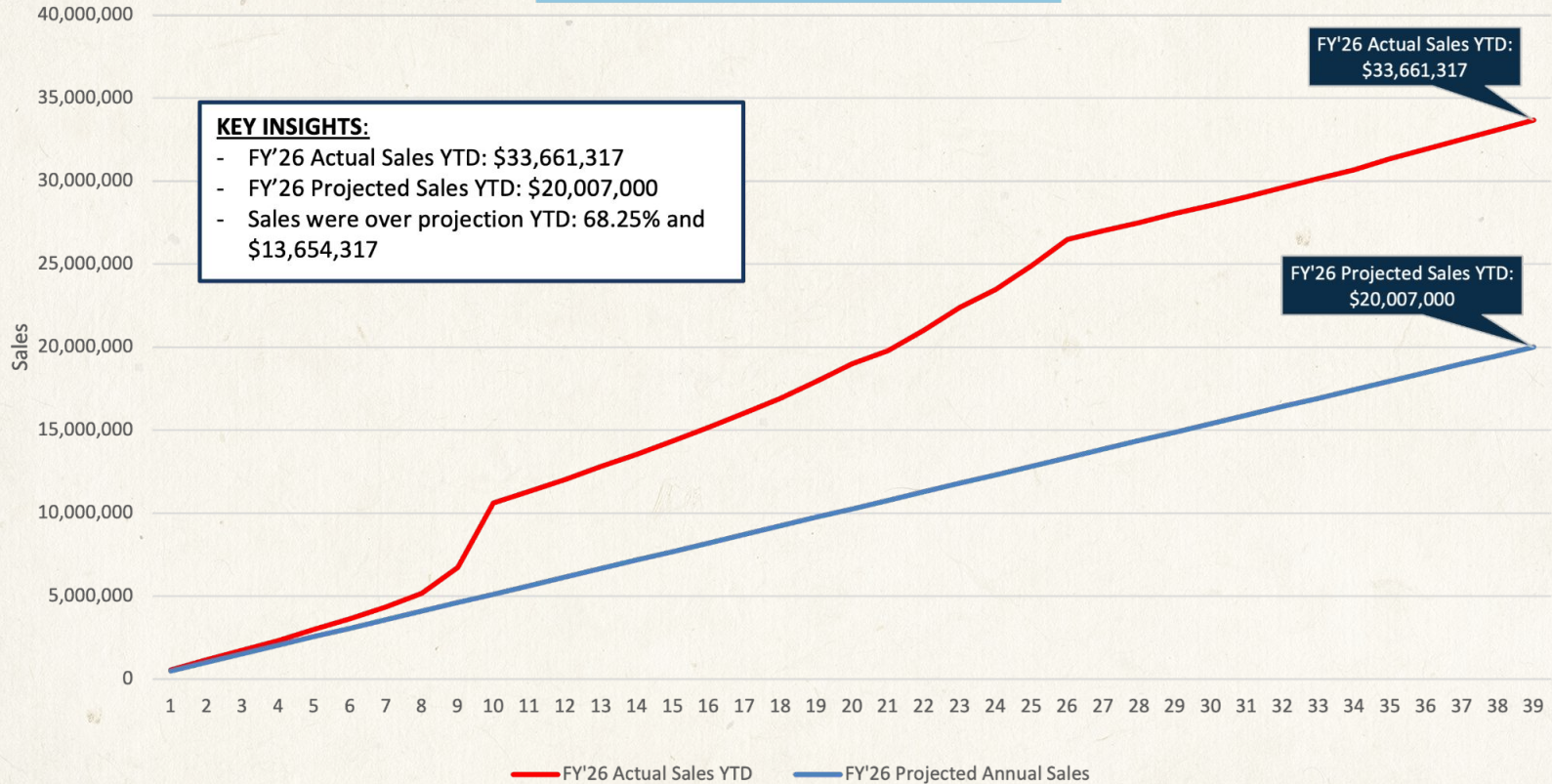
Update on FY2026 Q3
Sales for all games.



Sales Update



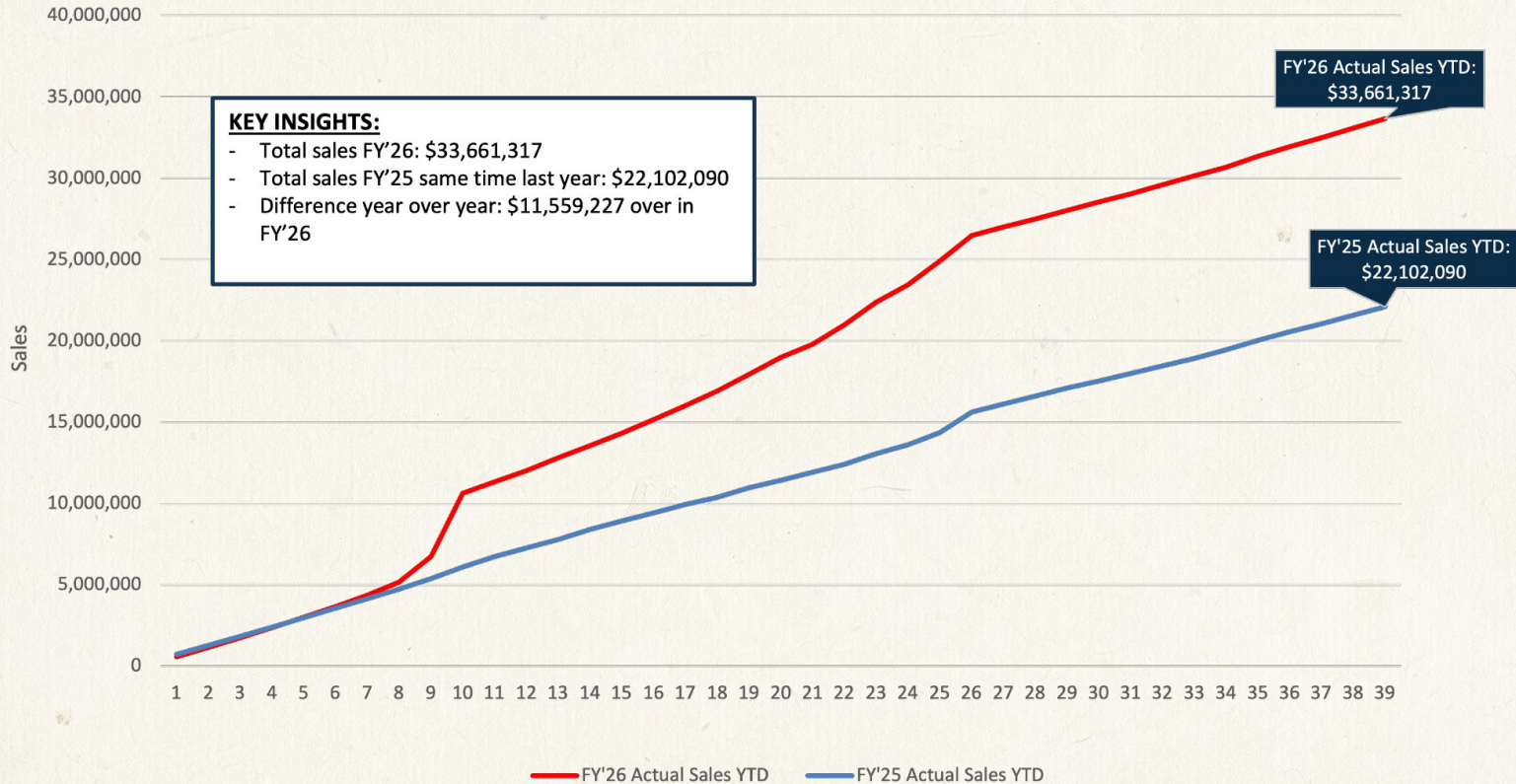
Total Sales - FY'26 Actual vs. Projection
Week ending: 3/28/26



Sales Update



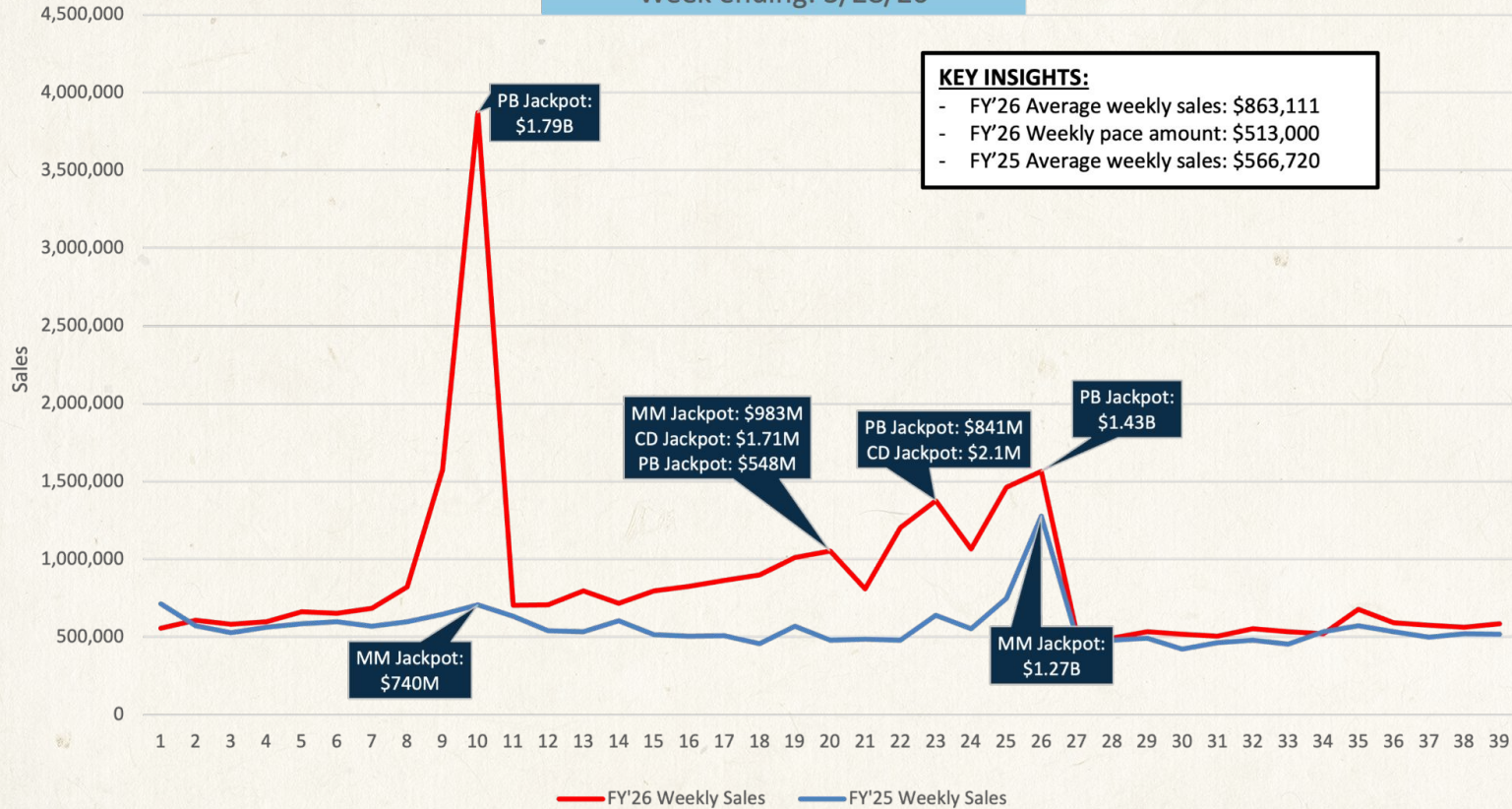
Total Sales - FY'26 vs. FY'25
Week ending: 3/28/26



Sales Update



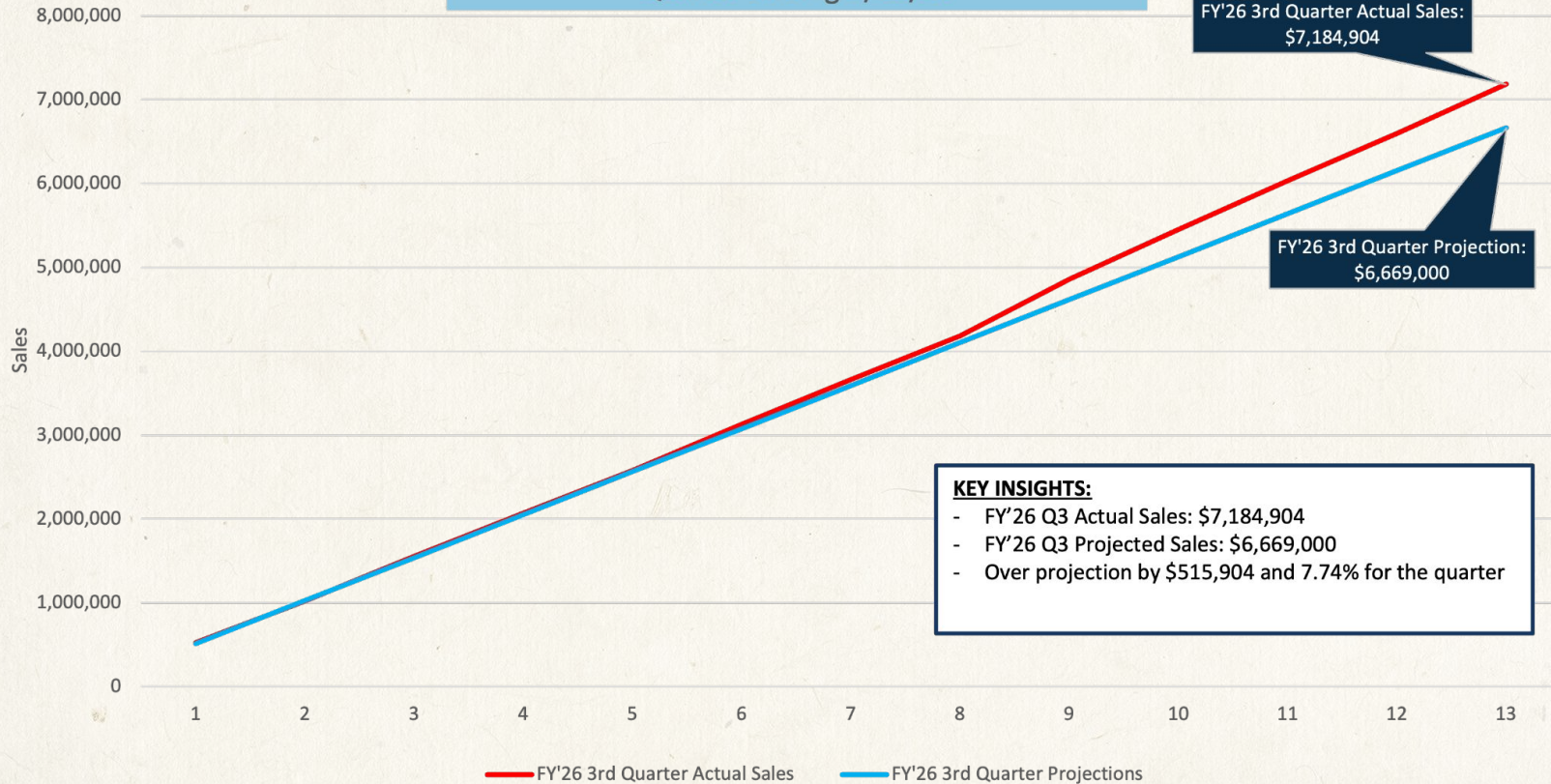
Actual Weekly Sales - FY'26 vs. FY'25
Week ending: 3/28/26



Sales Update



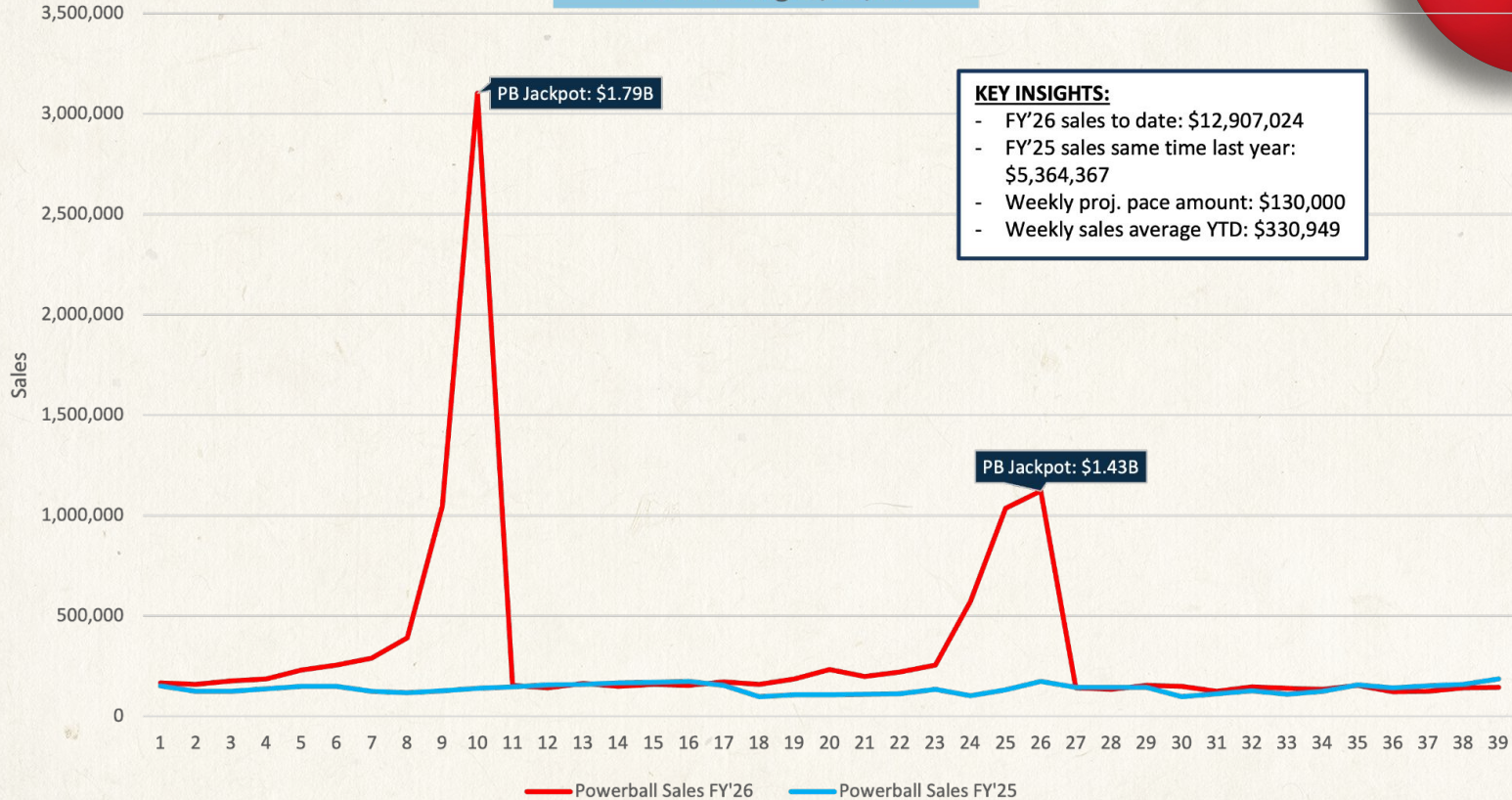
Total 3rd Quarter Sales - FY'26 Actual vs. Projections
Quarter Ending 3/28/26



Sales Update



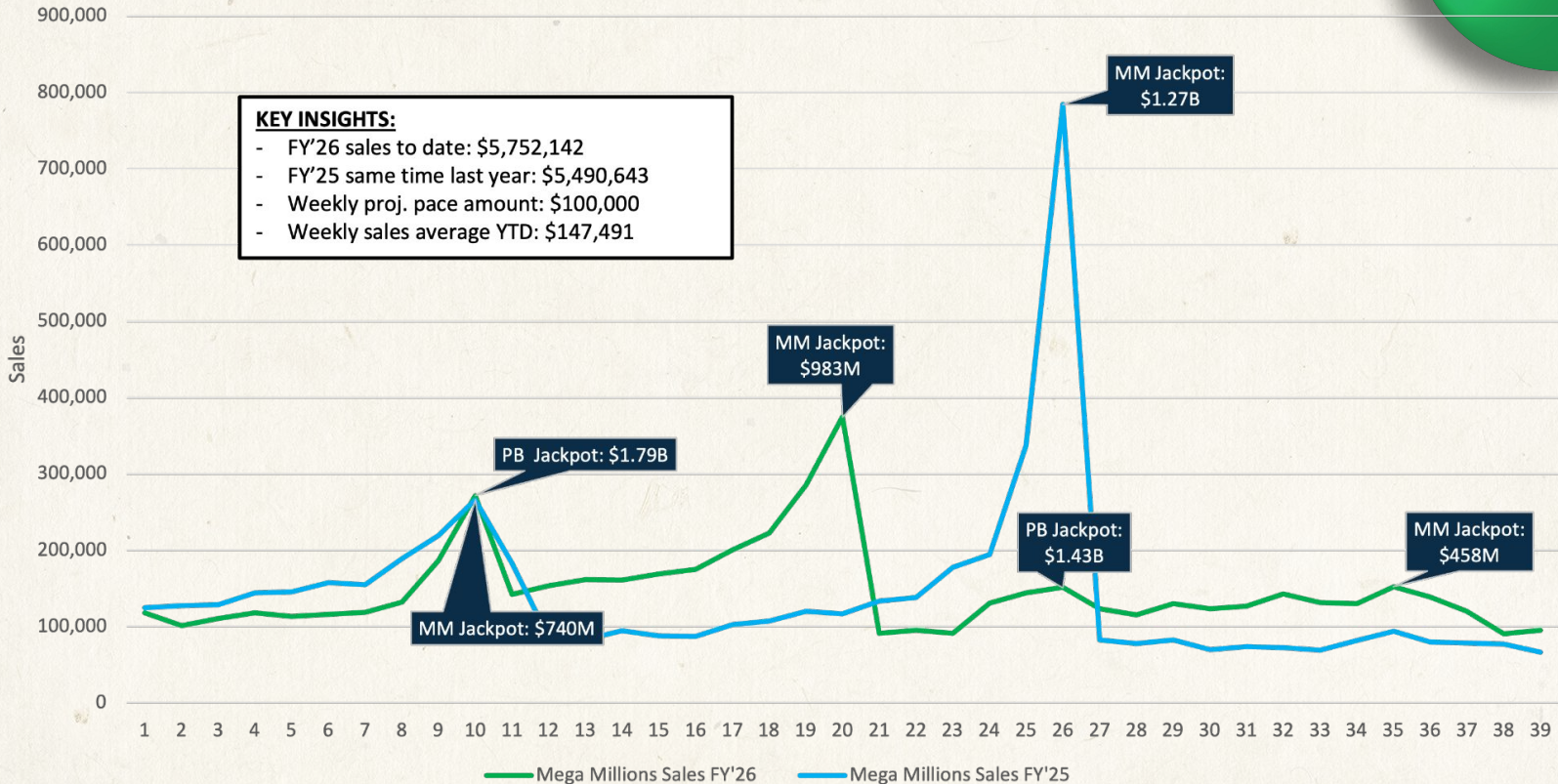
Powerball Sales - FY'26 vs. FY'25
Week Ending: 3/28/26



Sales Update



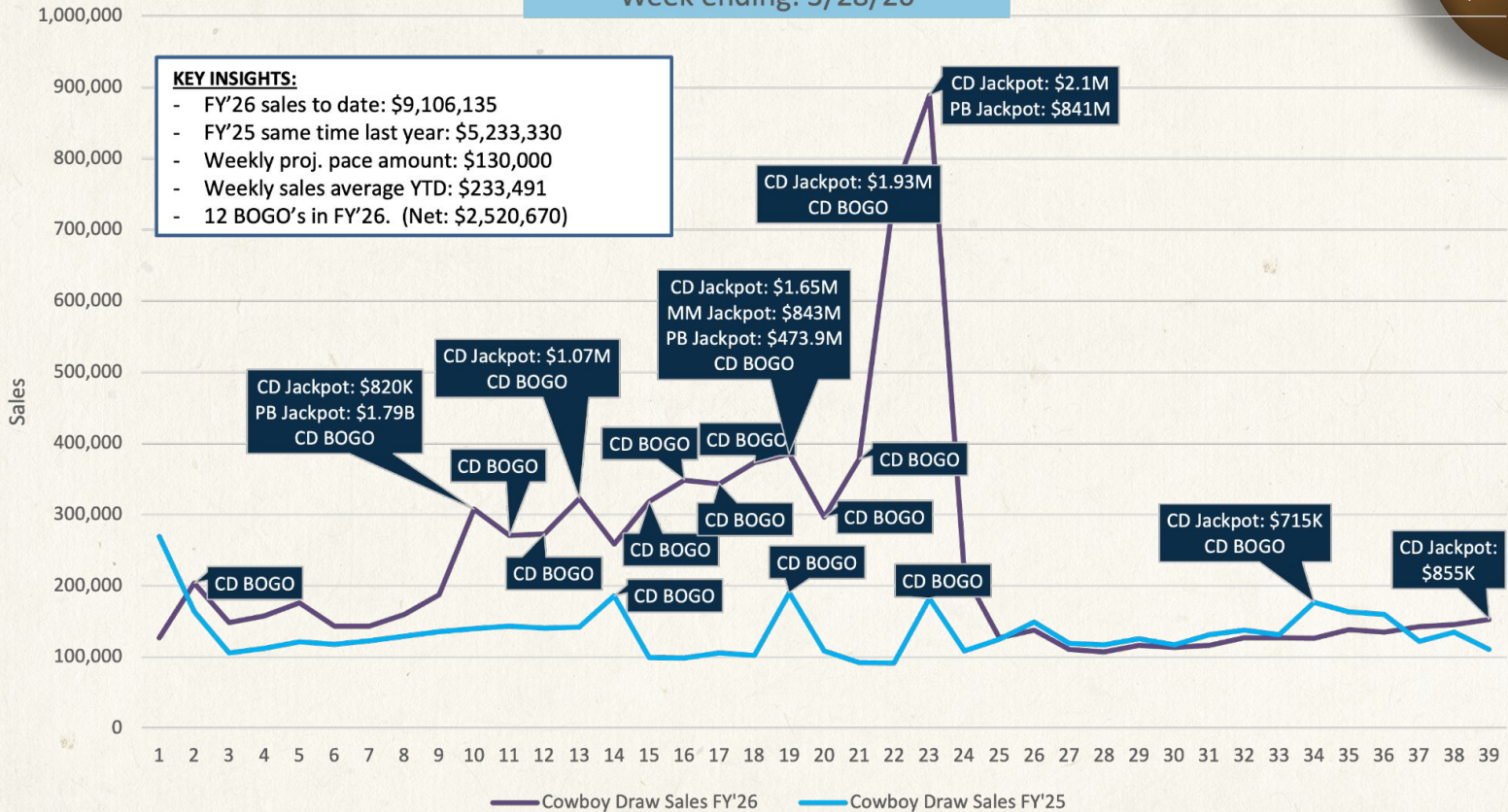
Mega Millions Sales - FY'26 vs. FY'25
Week Ending: 3/28/26




Sales Update



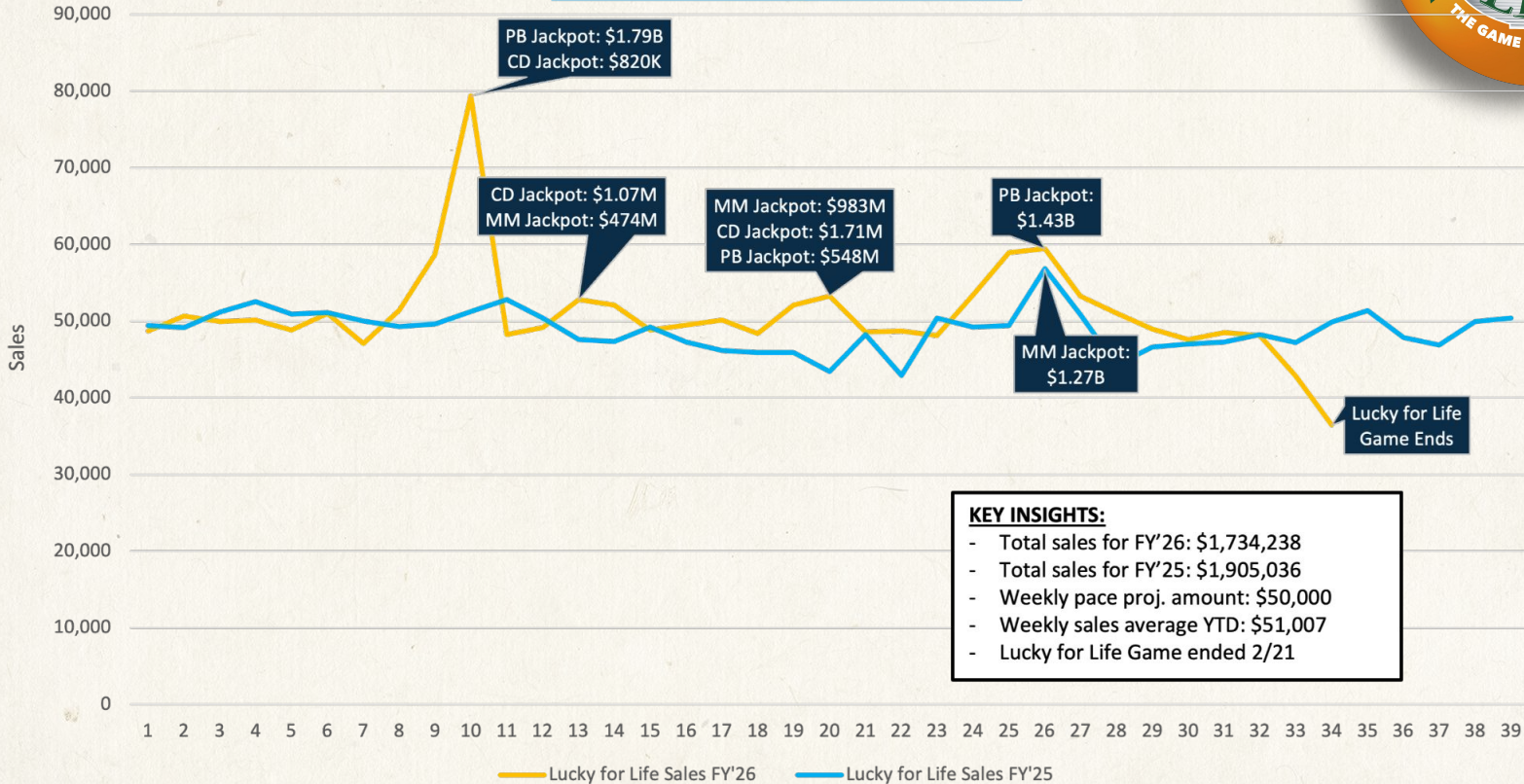
Cowboy Draw Sales - FY'26 vs. FY'25
Week ending: 3/28/26



Sales Update



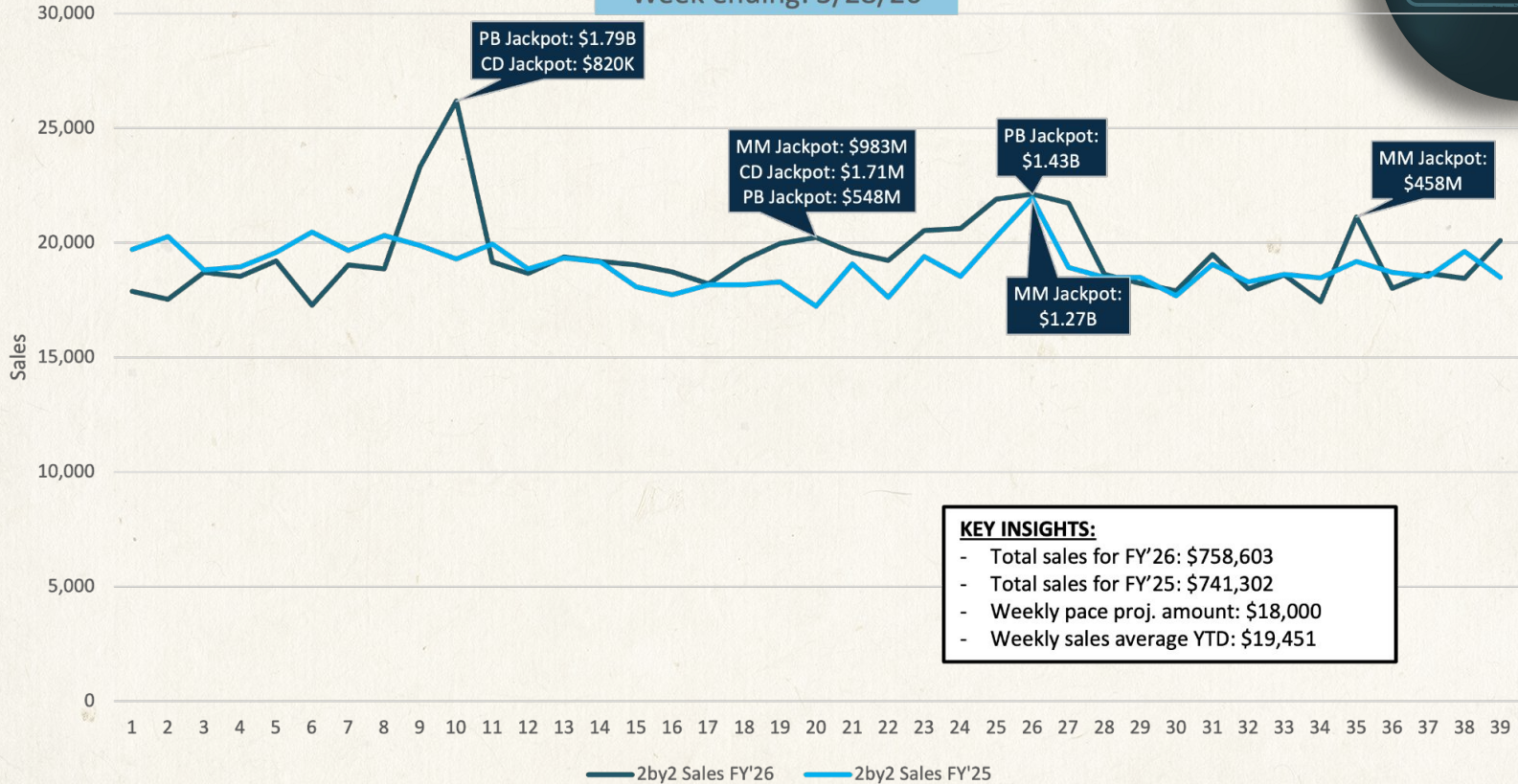
Lucky for Life Sales - FY'26 vs. FY'25
Week ending: 3/28/26



Sales Update



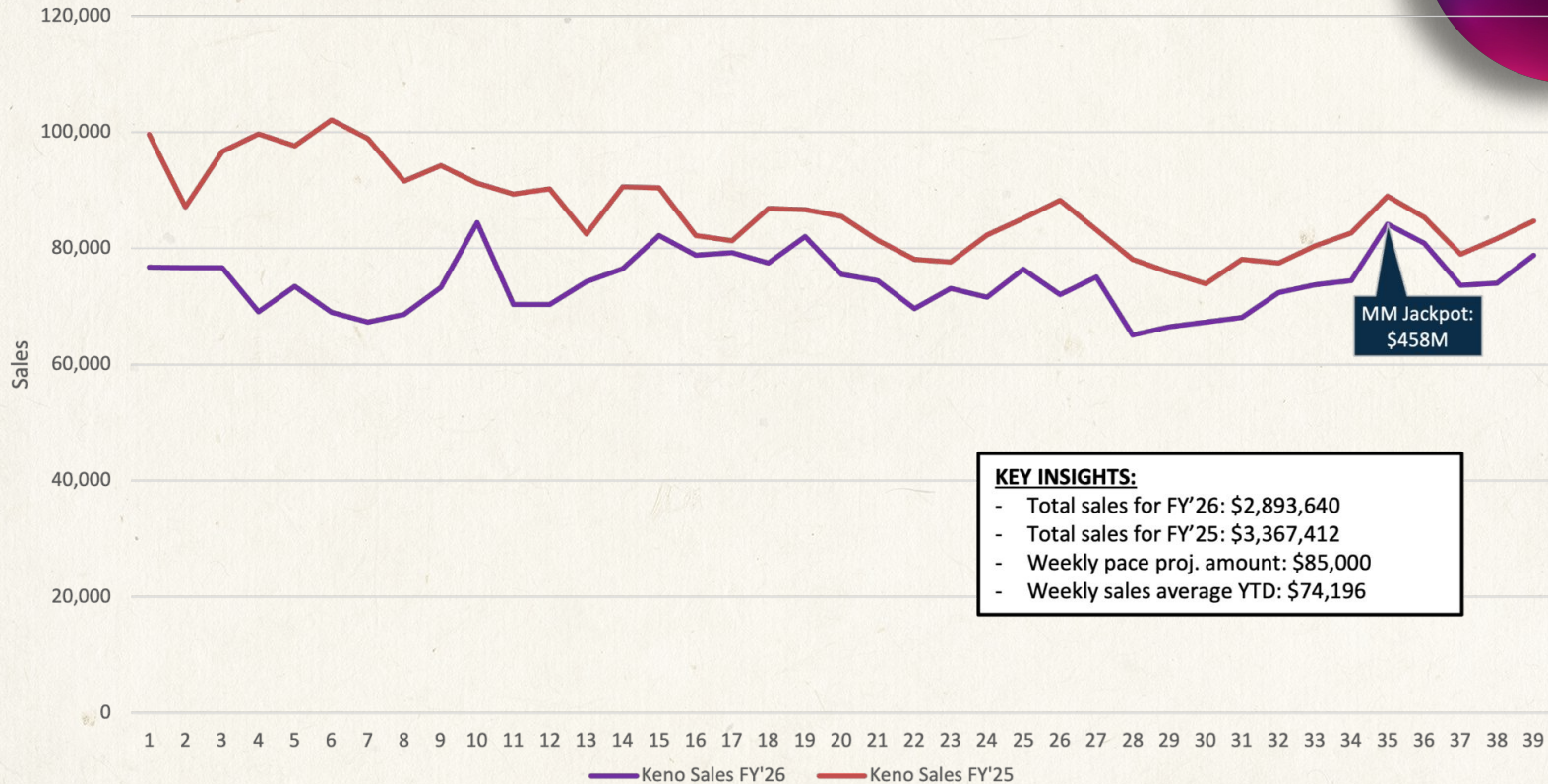
2by2 Sales - FY'26 vs. FY'25
Week ending: 3/28/26



Sales Update



Keno Sales - FY'26 vs. FY'25
Week ending 3/28/26



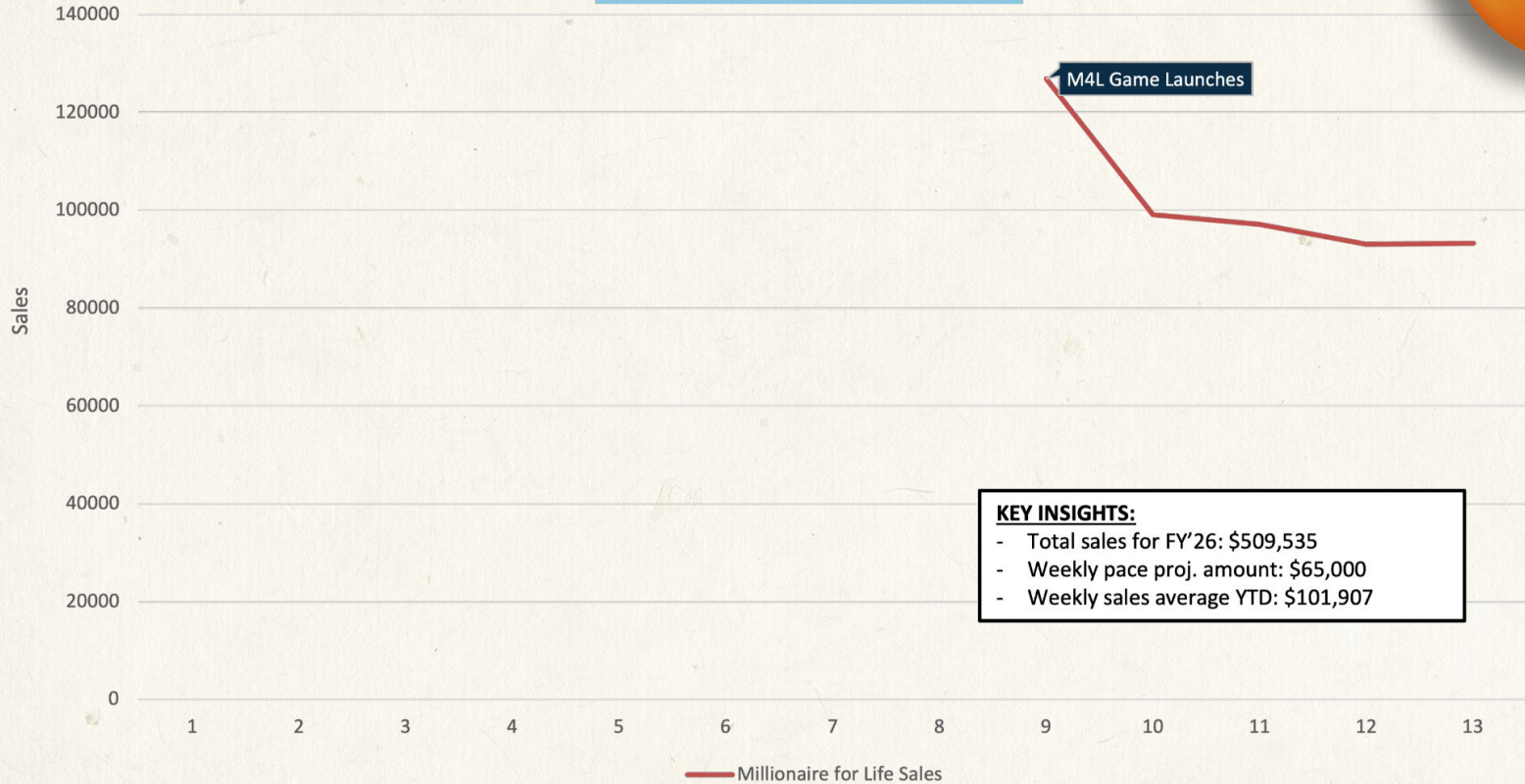
KEY INSIGHTS:

- Total sales for FY'26: \$2,893,640
- Total sales for FY'25: \$3,367,412
- Weekly pace proj. amount: \$85,000
- Weekly sales average YTD: \$74,196

Sales Update



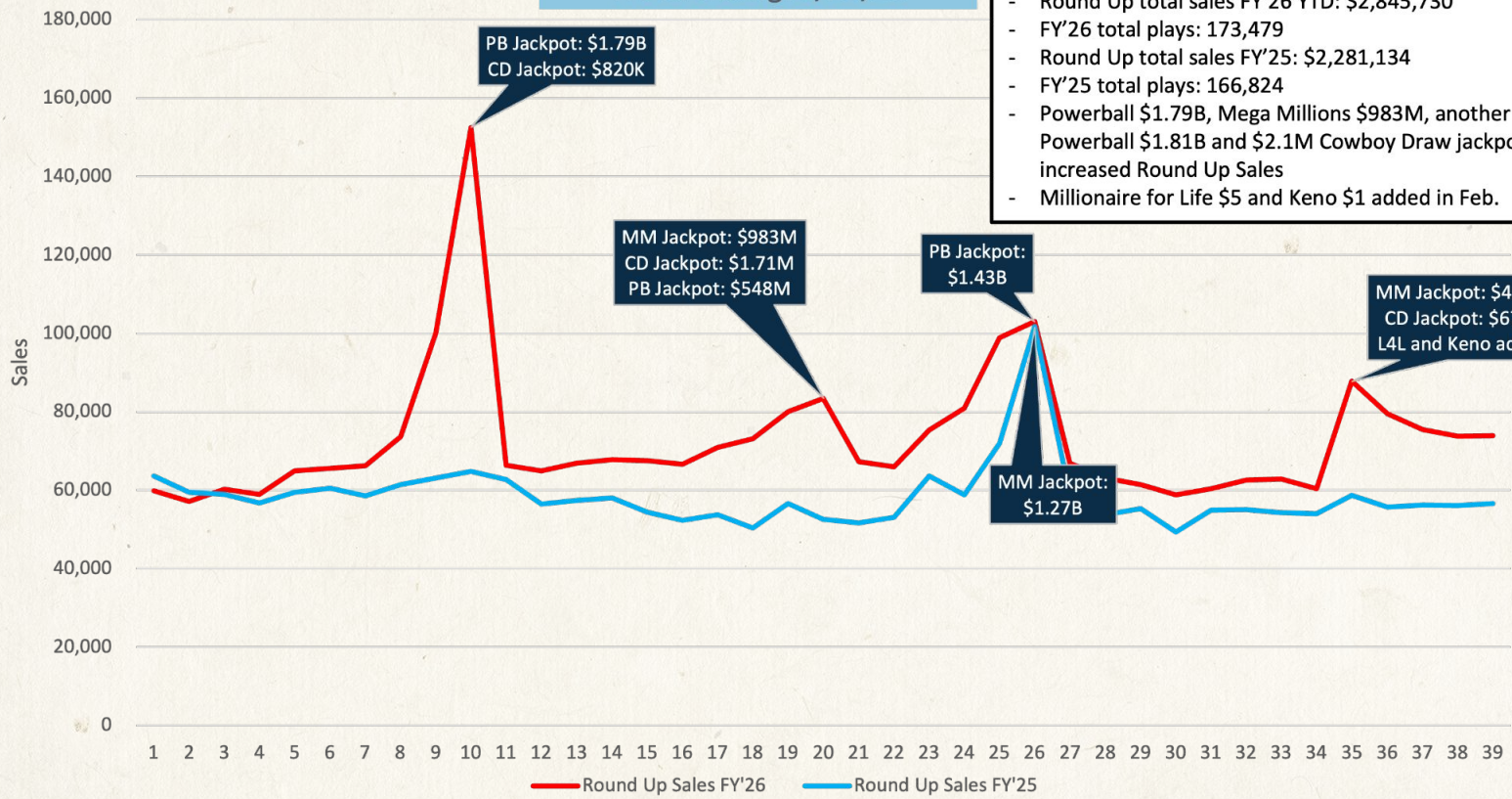
Millionaire for Life Sales - FY'26
Week Ending - 3/28/26



Sales Update



Round Up Sales - FY'26 vs. FY'25 Week ending: 3/28/26



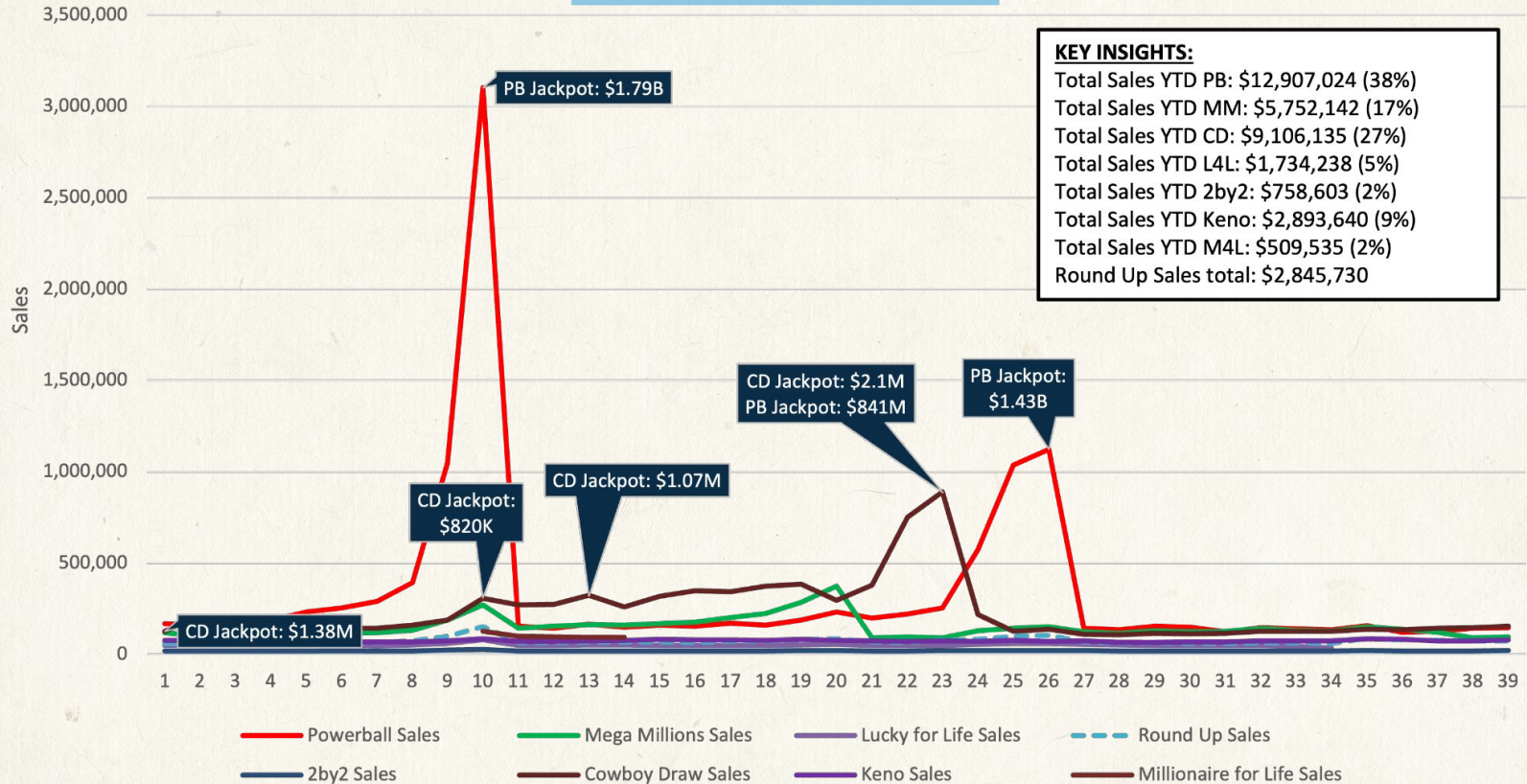
KEY INSIGHTS:

- Round Up total sales FY'26 YTD: \$2,845,730
- FY'26 total plays: 173,479
- Round Up total sales FY'25: \$2,281,134
- FY'25 total plays: 166,824
- Powerball \$1.79B, Mega Millions \$983M, another high Powerball \$1.81B and \$2.1M Cowboy Draw jackpots increased Round Up Sales
- Millionaire for Life \$5 and Keno \$1 added in Feb.

Sales Update




WyoLotto All Product Sales YTD Week ending 3/28/26



Marketing

Update on FY2026 Q3 **Marketing** initiatives.



Millionaire For Life



Went live February 22, 2026

- Successful launch with higher than expected sales out of the gate! (projected weekly - \$65K; actual average - \$101K)
- High awareness of new game with players!
- Campaign runs through May 10
 - Connected TV
 - Broadcast TV
 - Digital
 - Social (including fun giveaways like shown here)
 - Radio




General communications



Quarterly reminders and communications

- Celebrated transfer to the state, player winnings and number of winners!
- Reminded players to sign tickets, call ahead if they are a high-tier winner, and to watch the dates so their tickets don't expire.
- Promoted Cowboy Draw jackpot.
- Celebrated winners that went public!



Responsible/Problem Gambling Update

March Problem Gambling Awareness Month

- Used NCPG assets to promote PGAM
 - Social, player & retailer email, terminal message
 - Governor's signing of Proclamation declaring March as Problem Gambling Awareness month for Wyoming

WRGC study

- In progress, received nearly half of needed responses, results on 6/15

Verification status

- Finishing 2 year plan
- Generating report & updating to renew due at the end of 2026

NATIONAL PROBLEM GAMBLING HELPLINE

1-800-MY-RESET
NATIONAL PROBLEM GAMBLING HELPLINE™

If you or someone you know may have a gambling problem, contact the National Problem Gambling Helpline, which offers hope and help without stigma or shame.

**CALL.TEXT.CHAT.
REACH OUT 24/7**

Upcoming Promotions



Powerball BOGO

- Every Saturday in May, Powerball tickets will be buy one get one free from noon to 3 p.m
- Media buy and communications launch April 22



America 250 Celebration!

- Every Saturday June 13 - July 4, Cowboy Draw tickets will be buy one get one free from 11 a.m. to 2 p.m.
- Includes media, corp. comms., events, and giveaways



YOLO TV - WYOLOTTO PODCAST



YOLO TV

- First Facebook Live episode was on 4/24
- 4/24 Episode Key Metrics:
 - Total Viewers - 2,497
 - Total Views - 9,089
 - Highest Demo of viewers (91.5% of audience) were 25 - 34
- YOLO TV will stream live monthly



YOLO TV: [LINK](#)

Game Updates

Update on FY2026 Q3 Game Totals



Cowboy Draw

FY2026 Q3:

- 58,784 Total Winners
- \$475,030 Total Won
- 117 that won \$1,000
- 1 Jackpot Win

Since Launch:

- 4,324,606 Total Winners
- \$76,892,375 Total Won
- 8,115 have won \$1,000
- 44 Jackpot Wins



Powerball

FY2026 Q3:

- 29,593 Total Winners
- \$314,851 Total Won
- 3 that won \$1,000 or more
- 0 Jackpot Wins

Since Launch:

- 1,952,719 Total Winners
- \$26,396,681 Total Won
- 77 have won \$1,000 or more
- 0 Jackpot Wins



Mega Millions

FY2026 Q3:

- 14,037 Total Winners
- \$279,604 Total Won
- 12 that won \$1,000 or more
- 0 Jackpot Wins

Since Launch:

- 1,618,110 Total Winners
- \$17,179,775 Total Won
- 286 have won \$1,000 or more
- 0 Jackpot Wins





Lucky For Life

FY2026 Q3:

- 23,455 Total Winners
- \$137,234 Total Won
- 1 that won \$1,000 or more
- 0 Jackpot Wins

Since Launch:

- 1,524,261 Total Winners
- \$18,052,066 Total Won
- 92 have won \$1,000 or more
- 1 Jackpot Wins



Millionaire for Life

FY2026 Q3:

- 12,333 Total Winners
- \$149,765 Total Won
- 1 that won \$1,000 or more
- 0 Jackpot Wins

Since Launch (2/22/2026):

- 12,333 Total Winners
- \$149,765 Total Won
- 1 that won \$1,000 or more
- 0 Jackpot Wins



2by2

FY2026 Q3:

- 90,274 Total Winners
- \$149,461 Total Won
- 4 Jackpots Wins

Since Launch:

- 2,299,563 Total Winners
- \$3,347,818 Total Won
- 75 Jackpot Wins



KENO

FY2026 Q3:

- \$653,734 Total Won
- 25 that won \$1,000 or more
- 0 Jackpots Wins

Since Launch:

- \$11,917,163 Total Won
- 385 have won \$1,000 or more
- 2 Jackpot Wins



What comes next...

- Wyoming Lottery RG verification and WRGC Study
- New product development
- Powerball BOGO (May)
- America 250 celebration June 13 - July 4
- FY2027 Marketing Plan



Wyolotto



**THANK
YOU**